

## Performance Summary

- Lumileds LED, high efficiency and 50,000 hours life span
- High efficiency LED Driver, with wide range input voltage 100-277VAC
- Fins cooling design, superior light quality, LED Tj<85°C
- Excellent Optics design
- Motion Sensor Available (Optional)

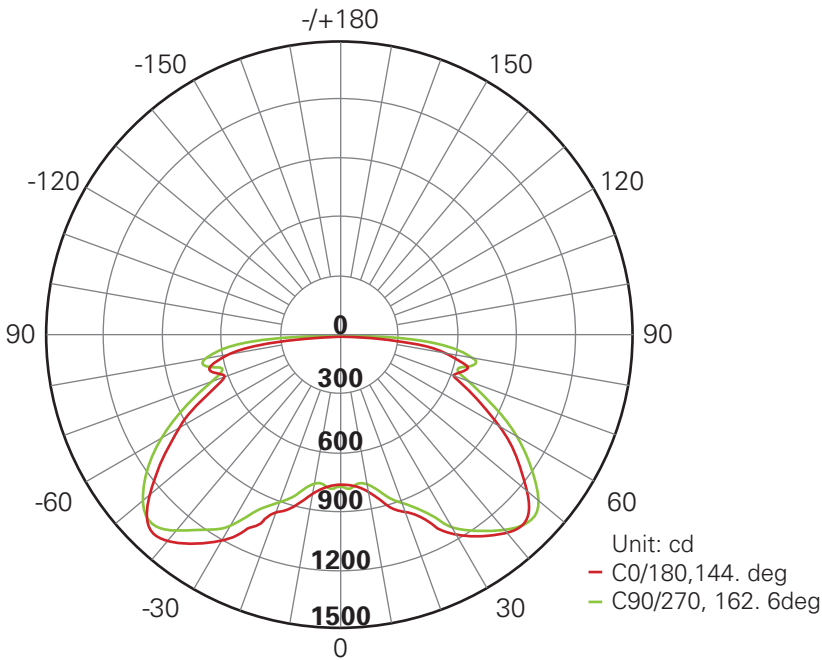
## Recommended Applications

Endless LED Slim Canopy lighting series can be widely used indoor or outdoor setting usch as Indoor parking, gas station, stairwells, pasageways, toll boths, waiting rooms, and more.



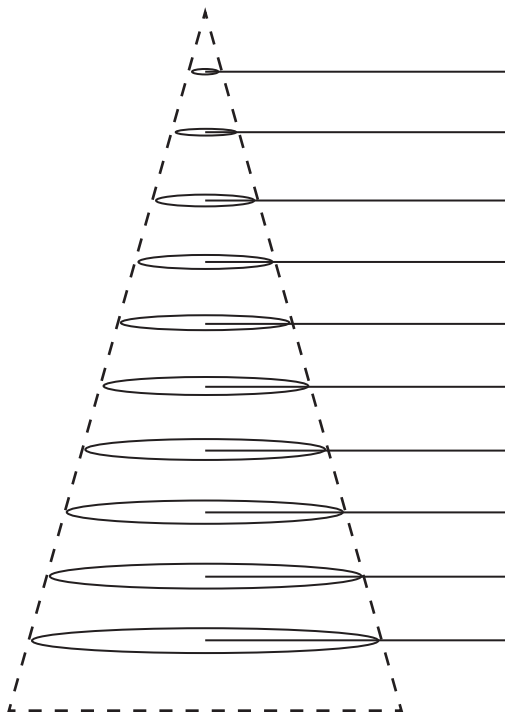
<b>Product Code:</b>	<b>EDSC-45W277-XXK</b>		
<b>Rated Power</b>	45W	<b>Lighting Angle</b>	160°
<b>Luminous Flux</b>	3928 lm	<b>Lumens Per Watt</b>	87 lm
<b>Input Voltage</b>	AC100-277V	<b>LED Brightness Decay</b>	<5%/6000 hrs
<b>Power Factor</b>	>0.95	<b>Driver Efficiency</b>	>90%
<b>CRI</b>	Ra>77	<b>Life Span</b>	50,000hrs
<b>Color Temperature</b>	3000K / 4000K / 5000K	<b>Protection Level</b>	Damp Location/IP54
<b>Cable</b>	3 Core, 18AWG	<b>Control Gear Power</b>	0.5/1W
<b>Nominal Load</b>	1000W	<b>Installation Height</b>	12m(MAX)
<b>Induction Distance</b>	0.5-8m	<b>Induction Angle</b>	≤170°
<b>Time - delay</b>	10s~30min	<b>Working Temperature</b>	-30°C to 40°C
<b>Storage Temperature</b>	-40°C to 80°C	<b>Shell Material</b>	Aluminum + PC
<b>Shell Color</b>	Black, (White-Optional)	<b>Fixture Lens</b>	Clear

## Luminous Intensity Distribution



## Average Area Illumination Figure:

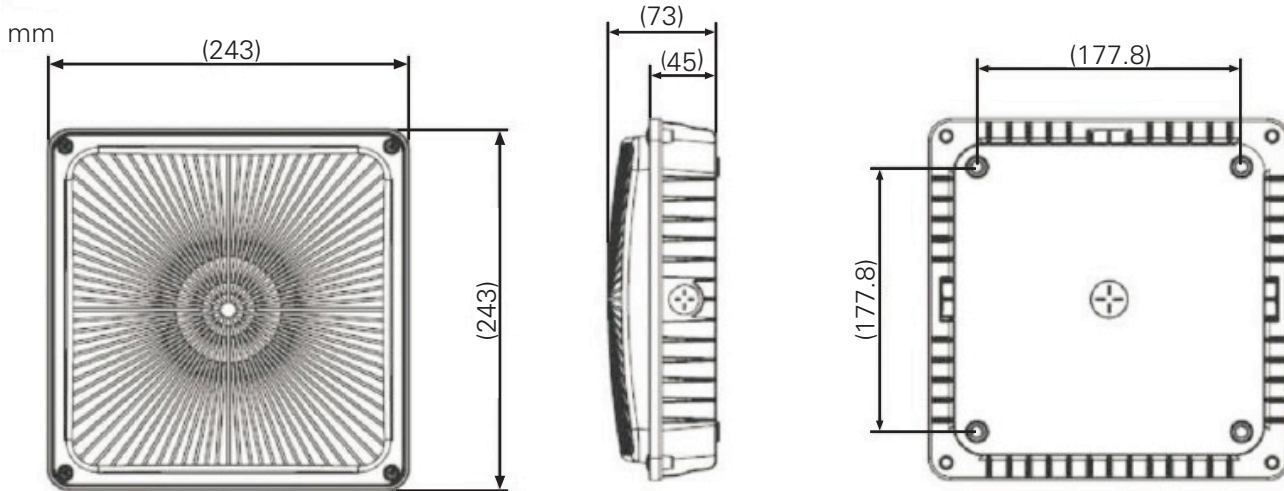
Angle: 156.60°. Flux out: 5115.0 lm.



Height (m)	Diamtere (cm)	E <sub>avg</sub> (lx)	E <sub>max</sub> (lx)
0.5	482.9	246.1	3225.0
1.0	965.8	61.5	806.3
1.5	1448.6	27.3	358.4
2.0	1931.5	15.4	201.6
2.5	2414.4	9.8	129.0
3.0	2897.3	6.8	89.6
3.5	3380.2	5.0	65.8
4.0	3863.1	3.8	50.4
4.5	4345.9	3.0	39.8
5.0	4828.8	2.5	32.3

## Dimensions

Fixture Dimensions (mm)	Net Weight	Units/Carton	Carton Dimension (mm)	Carton Weight
243x243x73	2kg / 4.41lbs	1	290x290x130	3kg / 6.61lbs



## Ordering Guide

ED	SC	45W	277	3K/4K/5K	M/N
Company Code	Fixture Type	Wattage	Voltage	Color	Dimmable

### Example - EDSC-45W277-5KM

Company	Product	Wattage	Voltage	Color	Photocell
ED Energy Dynamics	SC Slim Canopy	45W 45watts	277 100-277VAC	3K 3000K 4K 4000K 5K 5000K	M Motion Sensor N No Motion Sensor

### Notice For Users

- These fixtures must be installed by a licensed electrician.
- Turn off power before installing or changing fixture and or assembly parts.
- The facility input voltage has to be within the same range as the line voltage of the fixture.

### Warranty

This product has a warranty period of 5 years from date of purchase. The warranty is invalid in case of improper use, improper installation, tampering, removal of the Q.C. date label, installation in an improper working environment or installation not according to the current edition of the National Electric Code. Should this product fail during warranty period it will be replaced free of charge, subject to return of the faulty unit. Energy Dynamics does not accept responsibility for any installation costs associated with the replacement of the product. Energy Dynamics reserve the right to alter specification without prior notice.