









Advantages

- Quick and simple screw in installation
- Replace Fluorescent, Metal Halide, HID and Halogen Bulbs.
- Application: Hi-Bay and Low-Bay, wallpacks, bollards, street lights and more.
- Indoor and outdoor applications.
- Rated 50,000 hours - lasting up to 15 years.
- 5 year mfg. warranty.
- IP64 Rated - For outdoor use.

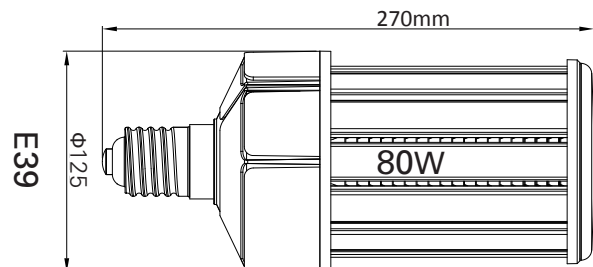
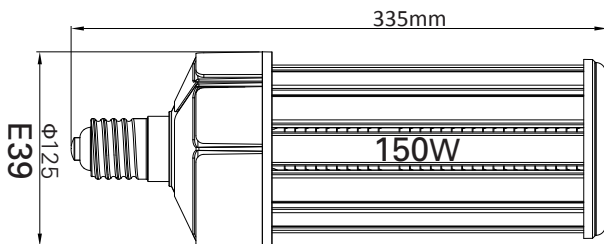
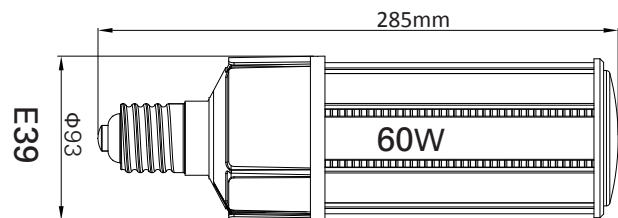
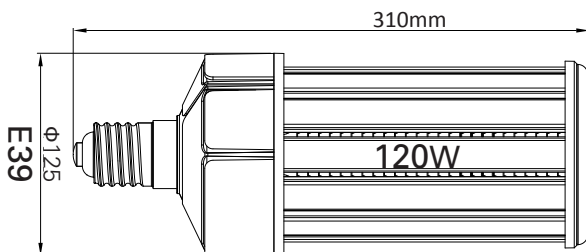
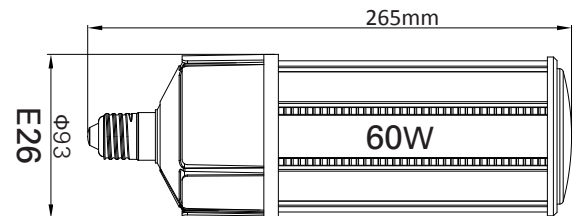
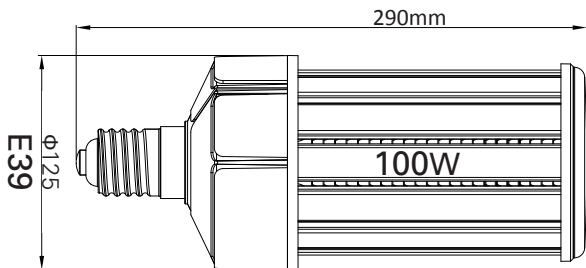


Specification

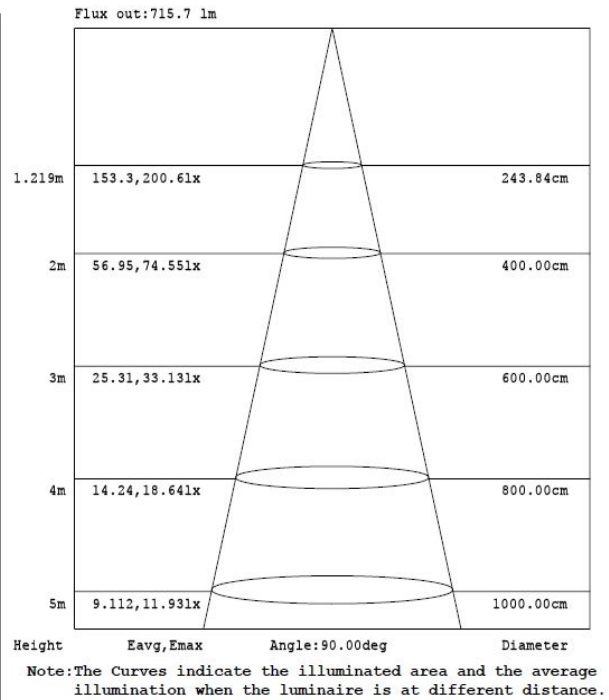
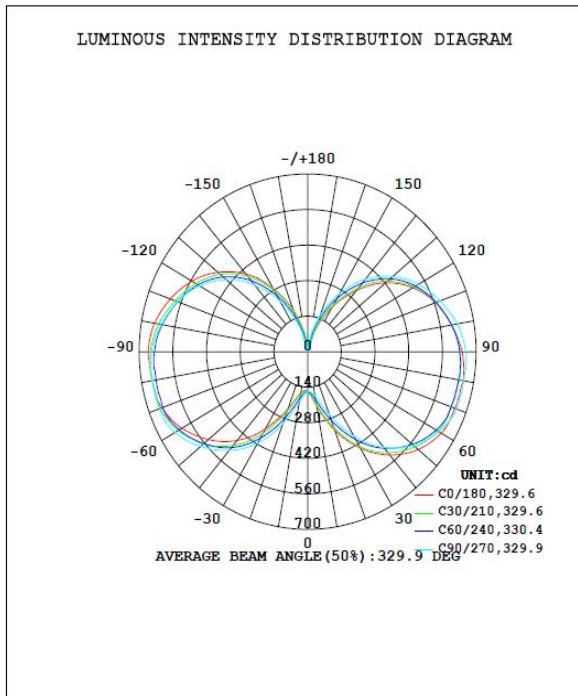
	ED-CB-360-60W-XK-WR-N	ED-CB-360-80W-XK-WR-N	ED-CB-360-100W-XK-WR-N	ED-CB-360-120W-XK-WR-N	ED-CB-360-150W-XK-WR-N
Rated Power	60W	80W	100W	120W	150W
Input Voltage	100-277VAC 50-60Hz				
LED light source	Epistar				
LED Qty	416pcs	560pcs	728pcs	896pcs	1064pcs
Luminous Flux	6000-6900lm	8000-9200lm	11500-12000lm	12000-13800lm	15000-17200lm
Lumens Per Watt	100-115lm	100-115lm	100-115lm	100-115lm	100-115lm
Color Temperature	3000K, 4000K, 5000K				
CRI	Ra>70				
Power Factor	>0.9				
Working Temp	-20°C ~ 45°C				
Storage Temp	-30°C ~ 80°C				
Beam Angle	360°				
IP Rating	IP64				
Life Span	50,000hrs				
Certificates and Qualification	       				
Base Type	E26, E39				
Lamp Head Color	White or Customized Color				

Dimension

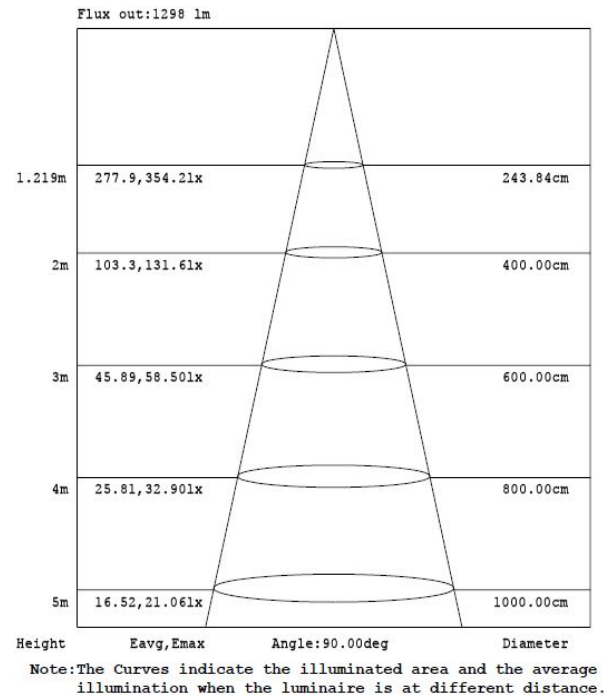
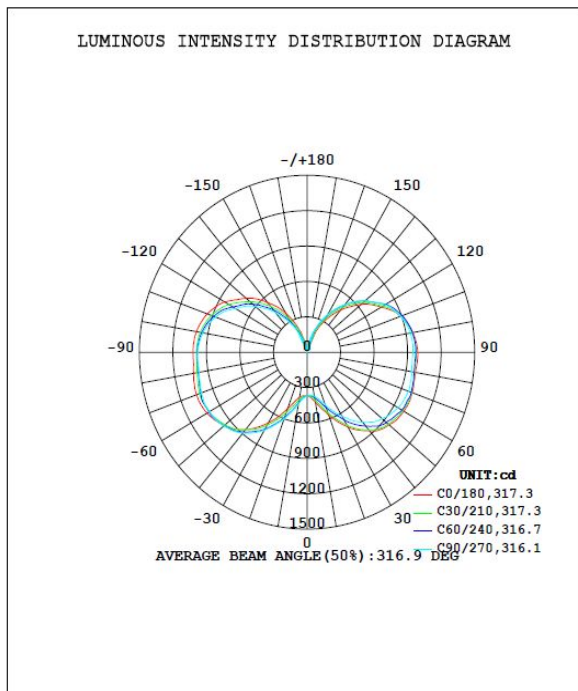
	Bulb Dimensions (mm)	Net Weight	Units/Carton	Carton Dimensions (mm)	Carton Weight
ED-CB-360-60W-XK-WR-N	Φ93x285	3.1lbs/.70kg	12	510x380x330	20.01lbs/11.8kg
ED-CB-360-80W-5K-WR-N	Φ125x270	2.43lbs/1100g	12	630x470x320	37.5lbs/17kg
ED-CB-360-100W-5K-WR-N	Φ125x290	2.64lbs/1200g	12	630x470x340	40.12lbs/18.2kg
ED-CB-360-120W-5K-WR-N	Φ125x310	2.9lbs/1300g	12	630x470x360	42.8lbs/19.4kg
ED-CB-360-150W-5K-WR-N	Φ125x335	3.1lbs/1400g	12	630x470x380	45.42lbs/20.6kg



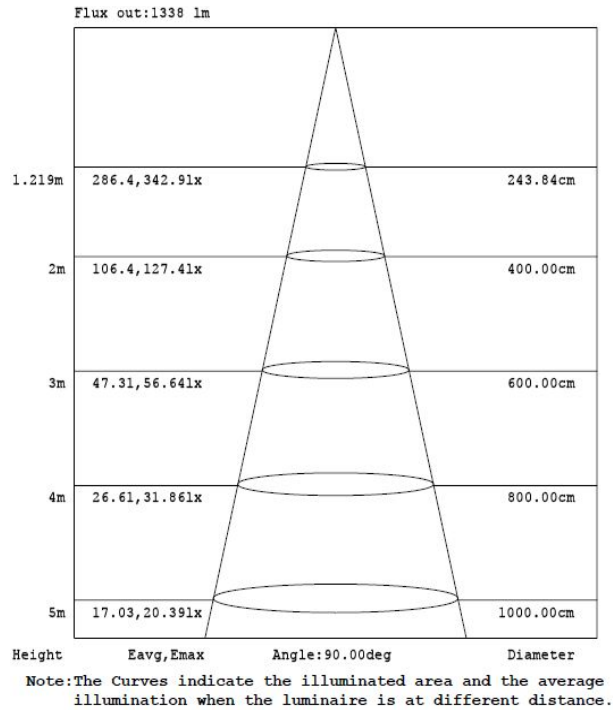
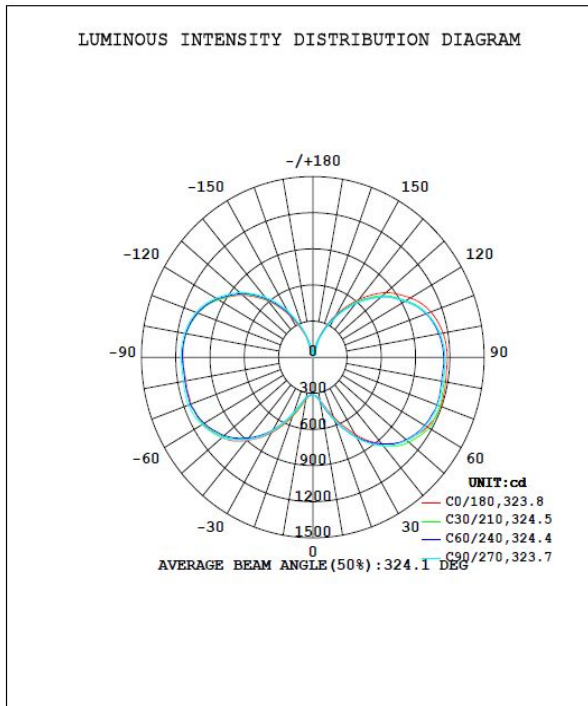
60W



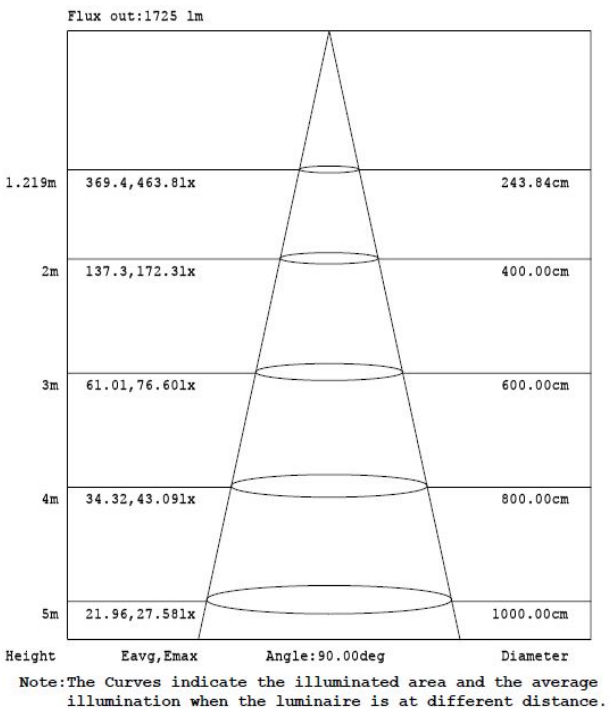
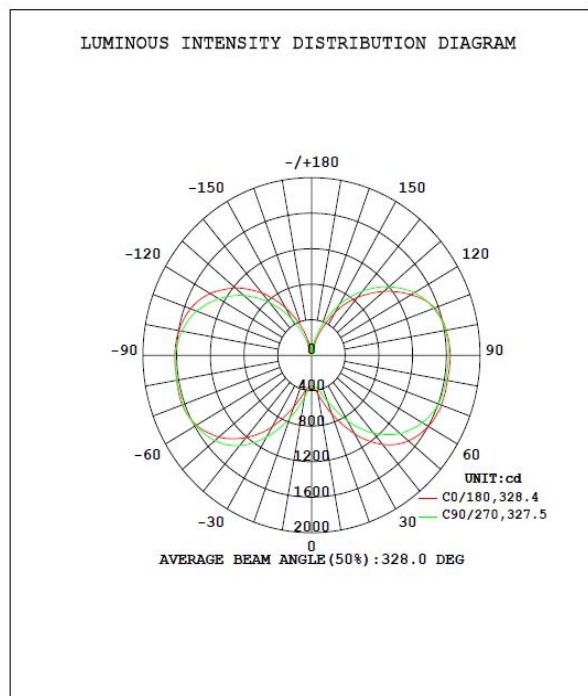
80W



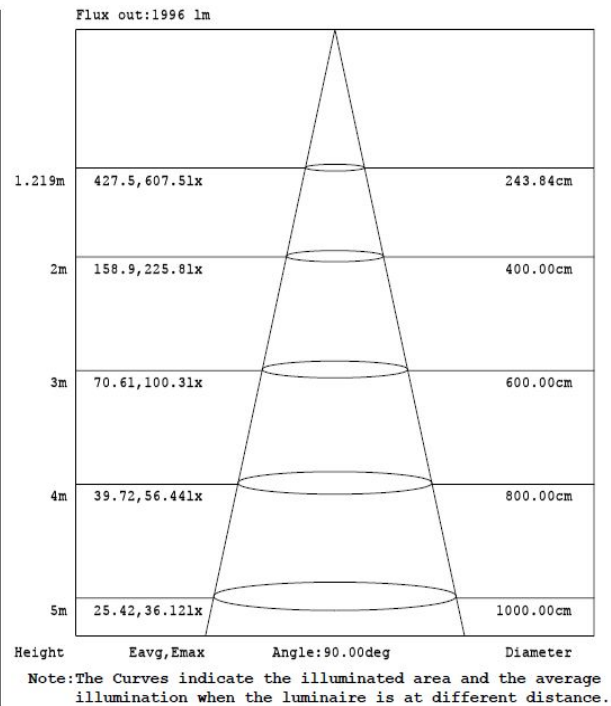
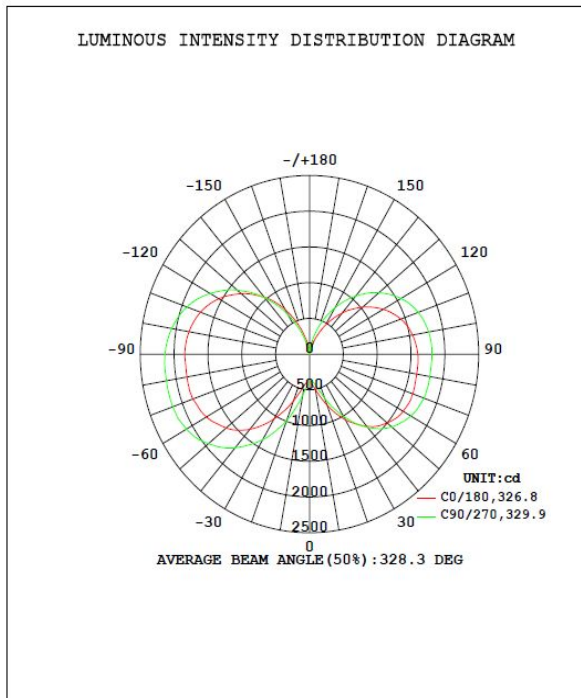
100W



120W

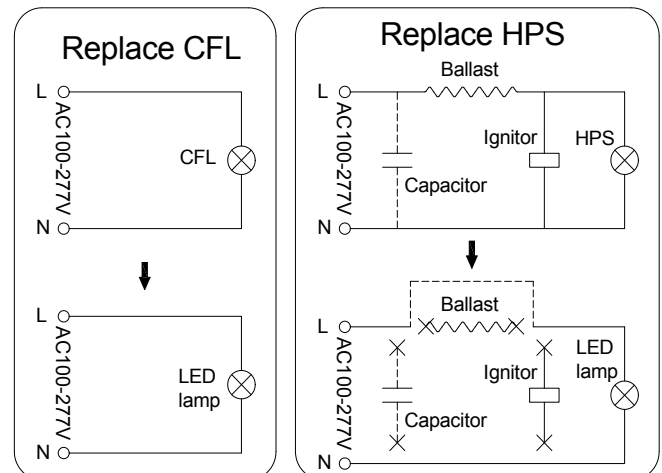


150W



Notice For User

- Please turn off power before installing or changing the bulbs.
- The input voltage and lamps should be matched, after connecting the power line, please make sure the wiring section is insulated.
- Make sure to remove or bypass the ballast in the fixtures before installing the lamps.
- Suitable for damp locations. Do not use with dimmers.
- Suitable for use in enclosed luminaires, min. lamp compartment dimensions: 470x270x270mm
- Installation must be performed by a licensed electrician.



Troubleshooting

Symptom	Rcommendation
Flickering of the lamps	Turn off the power and turn on again in 3 minutes. If same phenomena occur, then call customer service.
Lamp not turning on	Check the wiring connections.

Ordering Guide

ED	CB	360	60W/80W/100W/120W/150W	3K/4K/5K	WR	N
Company Code	Fixture Type	Beam Angle	Wattage	Color	Water Resistent	Narrow

Warranty

This product has a warranty period of 5 years from date of purchase. The warranty is invalid in the case of improper use, improper installation, tampering, removal of the Q.C. date label, installation in an improper working environment or installation not according to the current edition of the National Electric Code. Should this product fail during warranty period it will be replaced free of charge, subject return of the faulty unit. Energy Dynamics does not accept responsibility for any installation costs associated with the replacement of the product. Energy Dynamics reserve the right to alter specification without prior notice.